

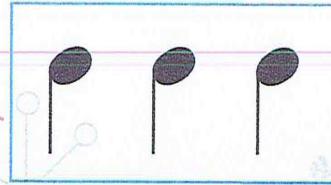



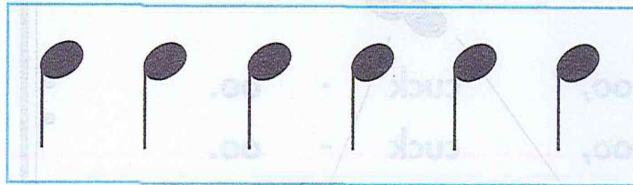
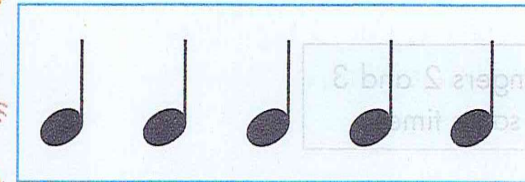
Tracking the Beat

Tips from your friends:

1. Circle each group of **R.H.** notes in **RED**.
Circle each group of **L.H.** notes in **BLUE**.
2. Play each group with the correct hand on any key. Use a **2-1 donut**.



Keep a steady beat!



3. Your teacher will play a group of notes with the **left** or **right** hand. Point to the group you hear.
4. Have fun singing and tapping ♪ notes to *Buckle My Shoe*, Writing Book, pp. 22–23.